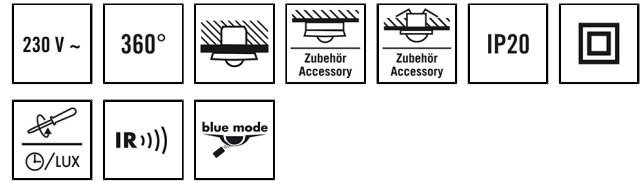


MD-C 360i/32

Item number EP10427749
GTIN 4015120427749



Product description

- Motion detector with **360° field of detection** for ceiling mounting
- Large **Range of up to 32 m** in diameter at a recommended installation height of 3 m, suitable for a variety of uses
- 16 A high-performance relay (tungsten pre-contact)
- Default settings ensure immediate operability

Offers special product features like:

- Simple parameterisation, remote control and documentation with ESY-Pen and ESY-App



Technical data

GENERAL

Device category	Ceiling-mounted motion detector
Product information	Please note the Explanation of circuit breaker in the download area of the product!
Included in delivery	includes lens mask
User interface	Adjusting controller, IR remote control with "blue mode" technology
Remote controllable	✓
Conformity	CE, EAC, RoHS, WEEE
Warranty	5 years

ATTACHMENT

Installation type	Flush mounting / device box Ø 68 mm
Installation position	Ceiling
Installation dimension	Installation depth: 24 mm, Ø 60 mm
Type of connection	Push terminal
Connectable wire cross section	1.50 – 2.50 mm ²

HOUSING

Dimensions	Height/Depth 70 mm, Ø 108 mm
Weight	147 g
Material	UV-stabilised polycarbonate
Protection type	recessed-mounted IP20, IP20/IP54 with surface-mounted box (order separately), IP20 as recessed ceiling-mounted version (order installation set separately)
Permissible ambient temperature	-25 °C...+50 °C
Relative humidity	5 - 93 %, non-condensing
Colour	white, similar to RAL 9010

ELECTRICAL VERSION

Control system	ON/OFF
Protection class	II
Nominal voltage	230 – 230 V ~ / 50 – 50 Hz
In-rush current	800 A / 200 µs
Power consumption	0.3 W
Stand-by consumption	< 0.3 W

SENSORS

Detection angle	360°
Detection range diagonally	Ø 32 m
Detection range head-on	Ø 11 m
Field of detection	up to 805 m ²
Recommended installation height	3 m
Max. mounting height	10 m
Light measurement	mixed light
Level of brightness	5–2000 lx

CHANNELS (LIGHTING / HVAC)

Number of light channels	1
Push button input lighting	1
Push button input HVAC	–
Number of parallel switchable detectors	10
Slave input	–
Mode	Semi-automatic, Fully automatic
Constant light control	–
Channel	C1 Lighting
Function	Switching
Switching capacity	230 V/50 Hz, 16 AX

MD-C 360i/32

Item number	GTIN
EP10427749	4015120427749

	2300 W/10 A (cos phi = 1) 1150 VA/5 A (cos phi = 0,5) 600 W LED
Switch contact	make contact / non-floating

Push button input	✓
Impulse mode	✓
Switch-off delay time	60 s...30 min (adjustable in steps)

Factory settings

GENERAL	
Sensitivity	100 %
CHANNELS (LIGHTING / HVAC)	
Channel	C1 Lighting

Operating mode	fully automatic
Level of brightness/switching threshold	100 lx
Switch-off delay time	5 min

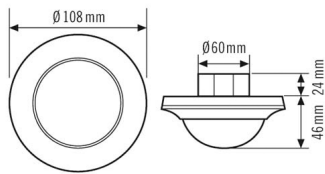
Accessories

Product designation	Item number	Product description	GTIN
Cover			
COMPACT COVER SET 24/32 SR	EP10425431	Cover set for COMPACT series, 24 m/32 m, consists of cover and design ring, silver	4015120425431
COMPACT COVER SET 24/32 BK	EP00007491	Cover set for COMPACT series, 24 m/32 m, consists of cover and design ring, black	4015120007491
Mounting			
COMPACT MOUNTING BOX IP20 SM WH	EP10425370	Surface-mounted box for COMPACT series, IP20, white	4015120425370
COMPACT MOUNTING BOX IP20 SM SR	EP10425387	Surface-mounted box for COMPACT series, IP20, silver	4015120425387
COMPACT MOUNTING BOX IP54 SM WH	EP10425905	Surface-mounted box for COMPACT series, IP54, white	4015120425905
COMPACT MOUNTING BOX IP54 SM SR	EP10425912	Surface-mounted box for COMPACT series, IP54, silver	4015120425912
MOUNTING SET IP20 FM 62 WH	EP10425929	Recessed ceiling mounting set includes installation bracket and dust-protected box, 62 mm	4015120425929
COMPACT MOUNTING BOX IP54 SM BK	EP10426940	Surface-mounted box for COMPACT series, IP54, black	4015120426940
COMPACT MOUNTING BOX IP20 SM BK	EP10426933	Surface-mounted box for COMPACT series, IP20, black	4015120426933
Protection			
BASKET GUARD ROUND LARGE	EM10425608	Basket guard for presence and motion detectors and smoke detectors, Ø 180 mm, height 90 mm	4015120425608
BASKET GUARD ROUND SMALL	EM10425615	Basket guard for presence and motion detectors and smoke detectors, Ø 165 mm, height 70 mm	4015120425615
Remote control			
ESY-Pen	EP10425356	ESY-Pen and ESY-App, two tools for every task: (1) Parameterisation, (2) remote control, (3) light measurement, (4) project management	4015120425356
REMOTE CONTROL MDi/PDi	EM10425509	IR remote control for presence detectors and motion detectors	4015120425509
Mobil-PDi/MDi-universal	EP10433993	Remote control for quick and precise setting of various parameters	4015120433993

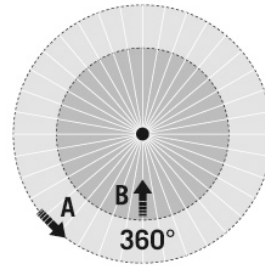
MD-C 360i/32

Item number **GTIN**
 EP10427749 4015120427749

Dimension drawing



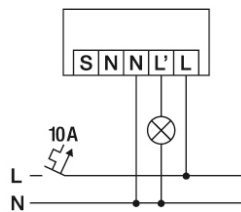
Field of detections



Detection range

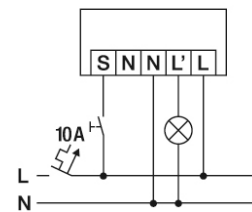
■ Diagonally (A)	Ø 32 m
■ Frontal (B)	Ø 11 m

Circuit diagram



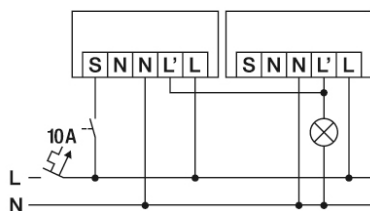
Standard operation

Circuit diagram



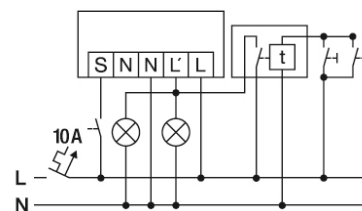
Standard operation with additional control by means of a closing button. If required, the light can be manually switched on or off with the button.

Circuit diagram



A maximum of 10 devices can be connected in parallel.

Circuit diagram



Parallel connection with automatic stairwell light.

Detailed product description

MD-C 360i/32

Item number	GTIN
EP10427749	4015120427749

- Motion detector with **360° field of detection** for ceiling mounting
- Large **Range of up to 32 m** in diameter at a recommended installation height of 3 m, suitable for a variety of uses
- 16 A high-performance relay (tungsten pre-contact), ideal for switching capacitive loads such as electronic ballasts, parallel-compensated fluorescent lamps, compact fluorescent lamps, energy saving lamps
- Ideal for use in **areas with ceilings of up to 10 m**, such as sports halls, warehouses etc.
- Automatic lighting control for use without, or with very little, natural light
- Simple programming using remote control with "blue mode" technology or setting elements (potentiometer)
- Integrated toggle for setting with remote control or by adjusting controller - prevents operating errors and provides tamper protection
- Default settings ensure immediate operability
- Masking of interference sources by reducing sensitivity using DIP switches
- Additional switch input with toggle function "room = ON + OFF/hallway = ON"
- Flush-mounted device as standard
- Surface mounting or recessed ceiling mounting with accessories
- Easily replaceable/paintable cover and design ring (available in "silver" as an accessory)
- Large wiring space due to shallow installation depth of power box
- Quick and simple connection with plug-in terminals
- Extension of the field of detection with parallel connection of max. 8 detectors
- Targeted masking out of areas by means of an enclosed lens mask