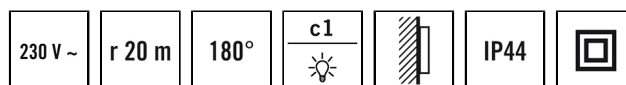


MD 180 BASIC L white

Item number **GTIN**
EM10055508 4015120055508



Technical data

GENERAL	
Warranty	5 years
Device category	Outdoor motion detector
Product information	Please note the Explanation of circuit breaker in the download area of the product!
User interface	Adjusting controller
Remote controllable	–
Conformity	CE, EAC, RoHS, WEEE

ATTACHMENT	
Installation type	Surface mounting
Installation position	Wall
Type of connection	Push terminal
Connectable wire cross section	1.50 – 2.50 mm ²

HOUSING	
Dimensions	Length 102 mm x Width 55 mm x Height/Depth 66 mm
Weight	125 g
Material	UV-stabilised polycarbonate
Protection type	IP44
Permissible ambient temperature	-20 °C...+40 °C
Relative humidity	5 - 95 %, non-condensing
Colour	white, similar to RAL 9010

ELECTRICAL VERSION	
Control system	ON/OFF
Protection class	II
Nominal voltage	230 – 230 V ~ / 50 – 50 Hz
In-rush current	40 A / 20 ms

Product description

- Motion detector with **180° field of detection** for convenient light switching
- Sensing and range adjustment due to revolving and tilting spherical head technology
- Large wiring area

Offers special product features like:

- One-hand plug-in base
- Zero-cross switching

Power consumption	0.5 W
Stand-by consumption	< 0.5 W

SENSORS	
Detection angle	180° horizontally and vertically rotatable +/- 30°
Detection range diagonally	Ø 20 m
Detection range head-on	Ø 10 m
Field of detection	up to 157 m ²
Range adjustment	Mechanical
Recommended installation height	2.5 m
Max. mounting height	3 m
Light measurement	mixed light
Level of brightness	3 - 1000 lx

CHANNELS (LIGHTING / HVAC)	
Number of light channels	1
Push button input HVAC	–
Number of parallel switchable detectors	6
Slave input	–
Constant light control	–
Channel	C1 Lighting
Function	Switching
Switching capacity	230 V/50 Hz 800 W/5 A (cos phi = 1) 500 VA/2,5 A (cos phi = 0,5) 250 W LED
Switch contact	make contact / non-floating
Push button input	–
Impulse mode	–

MD 180 BASIC L white

Item number	GTIN
EM10055508	4015120055508

Switch-off delay time 10 s...15 min (adjustable in steps)

Factory settings

GENERAL

Sensitivity 100 %

CHANNELS (LIGHTING / HVAC)

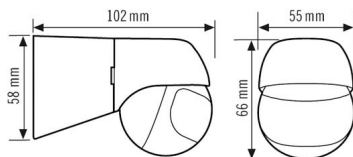
Channel C1 Lighting

Operating mode fully automatic

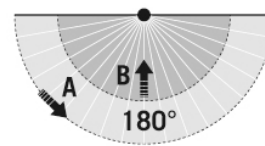
Accessories

Product designation	Item number	Product description	GTIN
Accessories			
SRM-230V relay module	EP10426346		4015120426346
Electrical accessories			
ILR-230V current-limiting module	EP10426353	Current-limiting module for protecting the relay contact of a presence and motion detector	4015120426353

Dimension drawing



Field of detections



Detection range

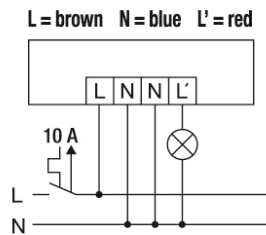
Diagonally (A)	Ø 20 m
Frontal (B)	Ø 10 m

DATA SHEET

MD 180 BASIC L white

Item number **GTIN**
EM10055508 4015120055508

Circuit diagram



Standard operation

Detailed product description

- Motion detector with **180° field of detection** for convenient light switching
- Double diaphragm line entrance
- Connection base with push terminal and rear cable entry
- Large wiring area
- Sensing and range adjustment due to revolving and tilting spherical head technology
- For wall mounting